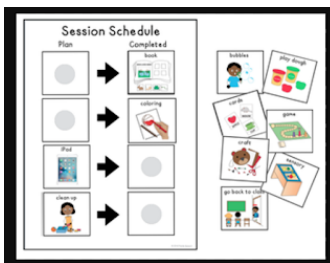
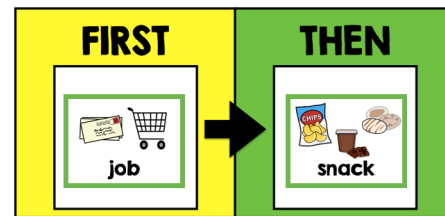
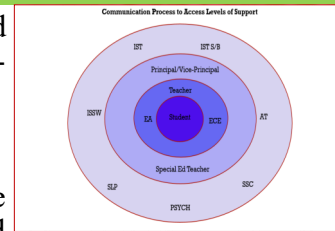


Supporting Special Education Needs During School Closure

*HELP! My child will not engage in learning at home.
What can I do?*

- ◆ Reach out to connect with your child's teacher for suggestions and ideas. Is the work too easy? Too difficult? Not interesting? Not applicable?
- ◆ Establish routines so that your child knows what to expect.
- ◆ Follow up work time with an activity they enjoy doing.
- ◆ "Catch them at a good time". If they are tired or hungry, they will be less willing to engage in a learning task. Maintain bedtime and eating routines.
- ◆ Be positive and enthusiastic about the learning task that is part of their routine.
- ◆ Create a schedule with your child so that they have input into what happens when
- ◆ Find out what will reinforce your child. These are their preferred activities. Is it time with you? A special snack? Physical activity? Time on Ipad?
- ◆ Make a First/ Then chart and use the language of "First...Then" First we do this (non-preferred activity) Then we do this (preferred activity)



- ◆ Make a visual schedule so that your child can see and follow the schedule about what happens next. They can move the tasks from one side of the chart to the other as they complete them. Be sure to build in breaks and preferred activities.

- ◆ Provide your child with the opportunity to make choices whenever possible. This helps them experience a sense of control. Using a Choice Board helps them see what is available for them to choose from.



- ◆ Use a timer to show your child how long a task lasts. Have them do tasks for multiple short lengths of time instead of a longer timeframe.

- ◆ Schedules and routines are *very* important. It provides structure to the day; and allows a child to prepare for what is coming next.
- ◆ Having routines to support the structure of the day can help a child calm and focus on an activity. This might include a routine for doing schoolwork, getting dressed or going to bed.
- ◆ *Getting a good sleep* is important to having a productive day. Having a bedtime routine that does not involve screens can help with falling asleep and getting the rest needed.



If you are needing support with your child's learning, please reach out to your child's teacher or the Special Education Teacher. We are here to support you and your child. Please visit www.ucdsb.on.ca Learning At Home for additional programming suggestions.

From Our Speech Language Pathologists



Squishy Books

Students with complex communication needs may prefer to interact with a book physically. Click here to see how you can make fun and engaging [squishy books](#) at home.



Shared Reading

Shared book reading is a great way to help build your child's use and understanding of language. Here's a [video](#) with some helpful hints that you can integrate into book reading time at your house.

Welcome to our inaugural newsletter

Did you know that May is Speech and Hearing Month?

The Speech Language Pathologists (SLPs) at Upper Canada District School Board are part of a larger team committed to preparing all students for a successful life. In this newsletter please find activities that can be completed at home around topics including shared reading, using Proloquo2Go for communication and building your child's use and understanding of language.

1

IS YOUR CHILD USING PROLOQUO2GO TO COMMUNICATE?

Here are some helpful [video tutorials](#) to help you get started at home.

2

COOKING CONVERSATIONS

Click here for a [video](#) on how to build oral language while baking cupcakes.

3

A LITTLE HELP FROM OUR FRIENDS

Here is a helpful [link](#) to resources from [Toronto District School Board's](#) SLPs.